

FIXTURE TYPE: _____

PROJECT NAME: _____

FLL1 SERIES - Accent LED Light



The FLL1 Series is available in 1 foot and 4 foot sections. This modular system has an onboard, constant current driver and IP rated connectors. This fixture is ideal for the following applications: wall washing, flood lighting, facade lighting, building grazing, cove lighting and sign lighting.

MODEL FLL1 SERIES

SPECIFICATIONS

LED FEATURES: 6 LUXEON® Rebel™ LED's per square foot 70% lumen maintenance @ 50,000 hours at max ambient temperature. Choice of LED color temperatures. Choice of 4 optical patterns: Spot, Medium, Wide, Oval. Self cleaning "flush" lens.

OPERATING CONDITIONS: Input voltage is 13V AC or 12V DC for wet location. 24V DC down to 12V DC for dry location. Power consumption is 7.5W/ft. A maximum of 16' of fixtures can be connected together with 24V input. 8' of fixtures with 13V input.

HOUSING: Anodized aluminum construction. UV stable polycarbonate lens.

MATERIALS/FINISH: PMMA optics. Two stainless steel mounting brackets included.

IP RATING: IP67 rated for interior or exterior use

WARRANTY: 10 Year limited warranty.


CERTIFICATION: ETL listed to UL2108 standards for dry, damp or wet loactions

MOUNTING INFORMATION

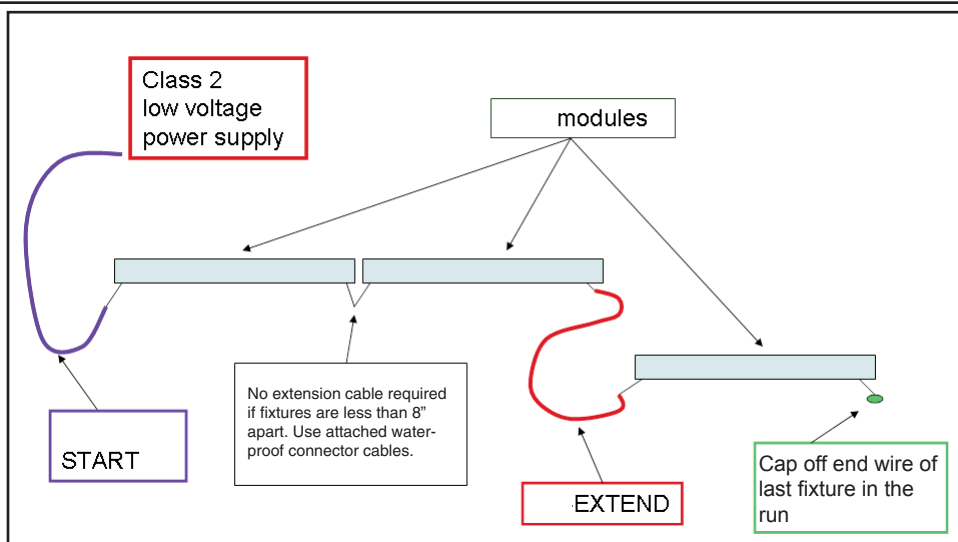
Step 1.) Slide tab on mounting bracket into channel on side or back of module.

Step 2.) Move bracket to desired location, tighten screws to lock mounting bracket into module.

Note: For maximum stability, bracket should be secured close to ends of module.



WIRING DIAGRAM



FIXTURE TYPE: _____

PROJECT NAME: _____

DIMENSIONS

FLL112: 12.10" x 2.25" x 1.13" (305.05mm x 75.15mm x 28.7mm)

FLL148: 46.94" x 2.25" x 1.13" (1.22m x 75.15mm x 28.7mm)

FLL1-EXT20': 20' extension cable, fixture to fixture. (For single color fixtures)

FLL1-START20': 20' starter cable, wire end to fixture. (For single color fixtures)

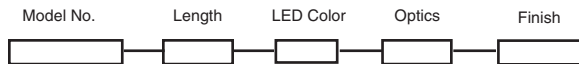
- * Max spacing between fixtures without extension cable = 8"
- * Dimensions do not include mounting bracket
- * Bracket height = 1.6" (40.6mm) when fully extended.

ORDERING LOGIC - FLL1 SERIES

Model No.	Length	LED Color	Optics	Finish
(48) 48 inches	(12) 12 inches	(C) Cool White (N) Neutral White (W) Warm White (R) Red (G) Green (B) Blue (A) Amber	(S) Spot 5° (M) Medium 15° (W) Wide 25° (O) Oval 5x20°	(SLV) Silver
FLL1	()	()	()	()

LED Color

C = Cool White 5300K/ 80 lumen min.
 N = Neutral White 4000K/ 70 lumen min.
 W = Warm White 3050K/ 50 lumen min.



Model No.	Description
FLL1-EXT 20'	20 foot male to male extension cable
FLL1-START 20'	20 foot start connector to wire ends to female input connector

PROJECT NOTES

APPROVAL